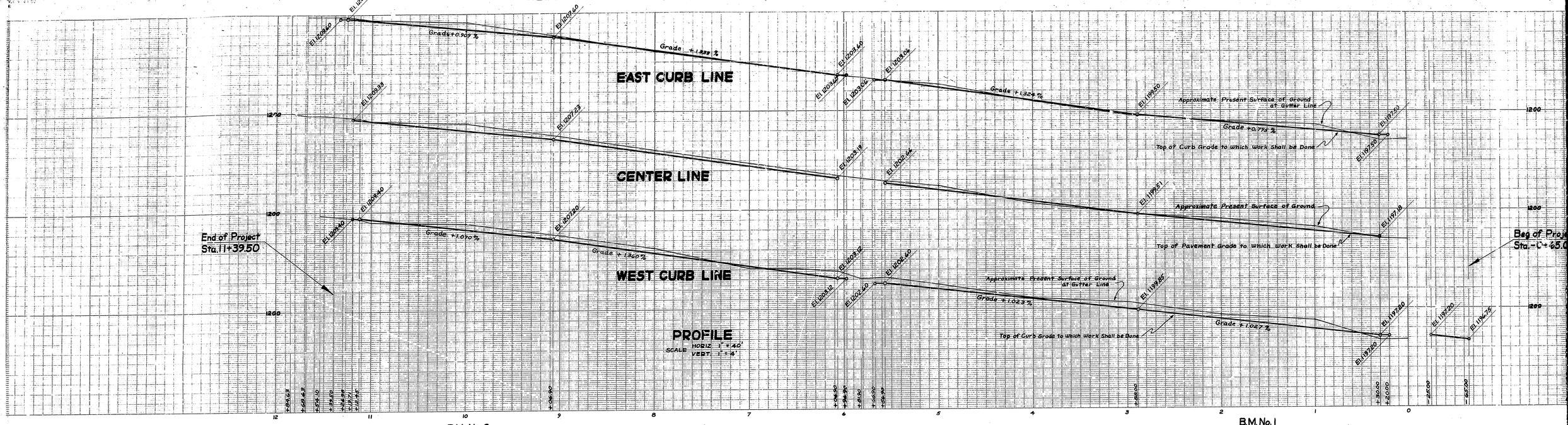

B.M. No. 2
Fire Hydrant, 30TH & "F" St.
El. 1211.30'

B.M. No. 1
Screw, S.E. Cor. 28TH & "F" St.
El. 1197.08'

INTERSECTION LEVELS
SCALE 1" = 20'

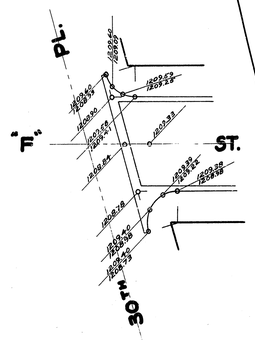

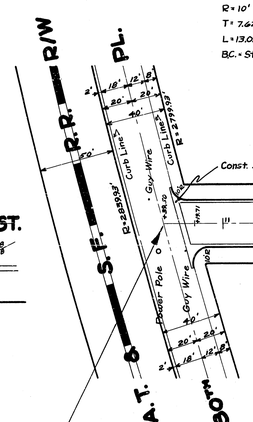

Curb Data
Δ = 74°35'10"
R = 10'
T = 7.62'
L = 13.02'
B.C. = Sta. 11+24.86

Curb Data
Δ = 104°28'40"
R = 10'
T = 13.39'
L = 18.58'
B.C. = Sta. 11+10.38

PLAN
SCALE 1" = 40'

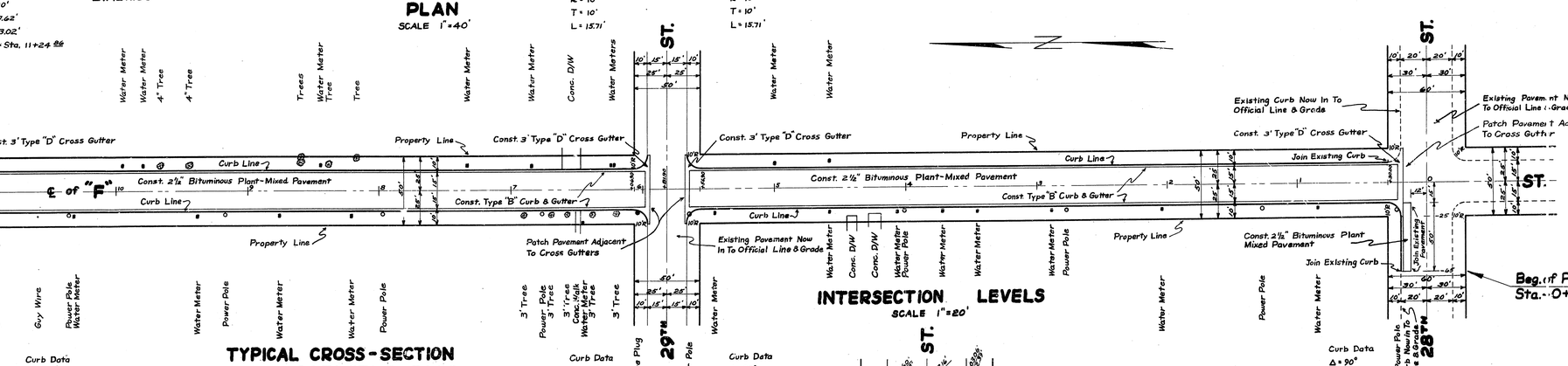

Curb Data
Δ = 90°
R = 10'
T = 10'
L = 15.71'

TYPICAL CROSS-SECTION
STA. 0+30 TO STA. 5+56.90
STA. 6+06.90 TO STA. 11+19.71
SCALE HORIZ. 1" = 6'
VERT. 1" = 3'

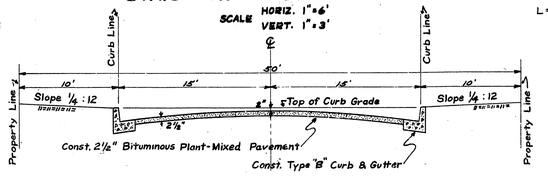

INTERSECTION LEVELS
SCALE 1" = 20'

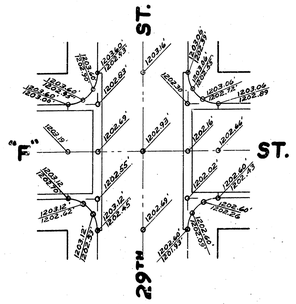

All work embodied on these plans shall be done in conformity with applicable provisions of Specifications No. 2126.

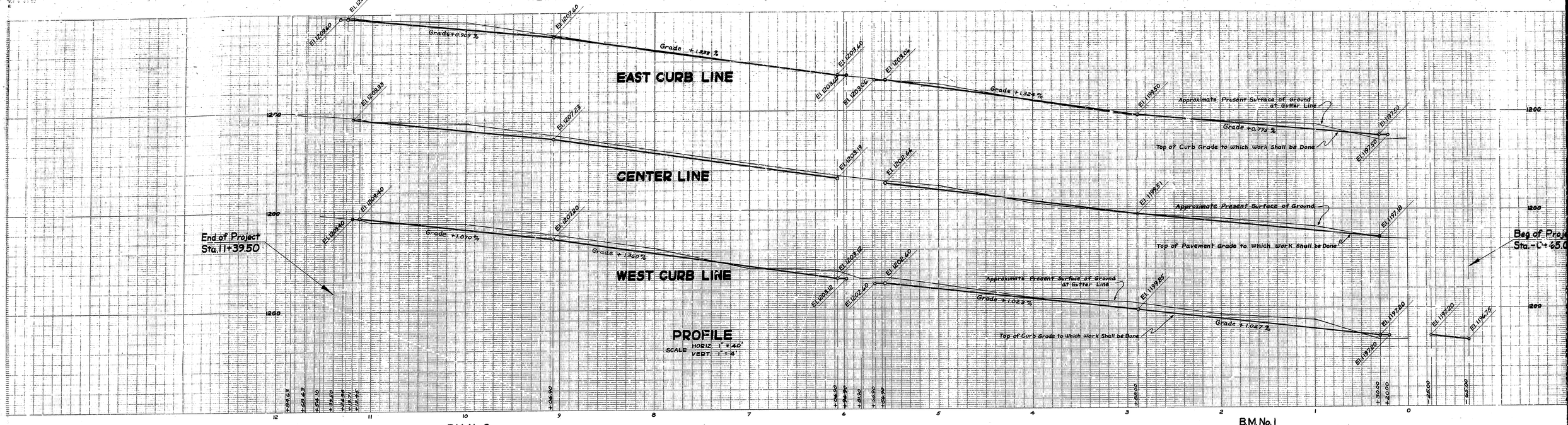

B.M. No. 2
Fire Hydrant, 30TH & "F" St.
El. 1211.30'

B.M. No. 1
Screw, S.E. Cor. 28TH & "F" St.
El. 1197.08'

INTERSECTION LEVELS
SCALE 1" = 20'

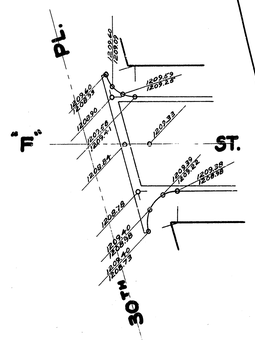

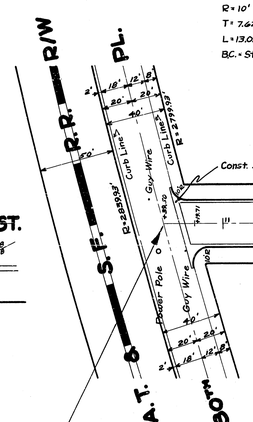

Curb Data
Δ = 74°35'10"
R = 10'
T = 7.62'
L = 13.02'
B.C. = Sta. 11+24.86

Curb Data
Δ = 104°28'40"
R = 10'
T = 13.39'
L = 18.58'
B.C. = Sta. 11+10.38

PLAN
SCALE 1" = 40'

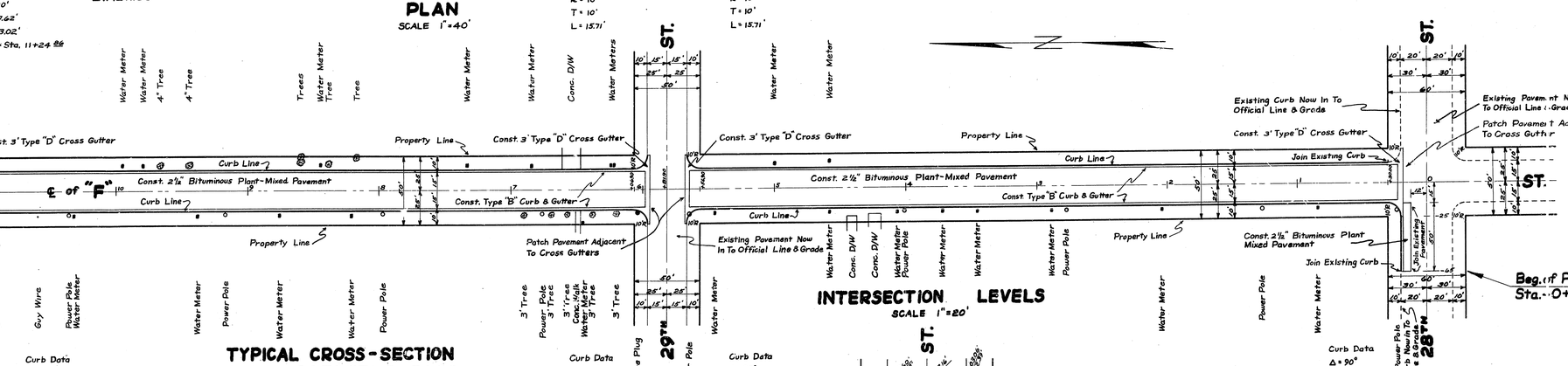

Curb Data
Δ = 90°
R = 10'
T = 10'
L = 15.71'

TYPICAL CROSS-SECTION
STA. 0+30 TO STA. 5+56.90
STA. 6+06.90 TO STA. 11+19.71
SCALE HORIZ. 1" = 6'
VERT. 1" = 3'

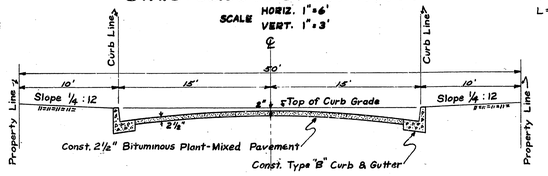

INTERSECTION LEVELS
SCALE 1" = 20'

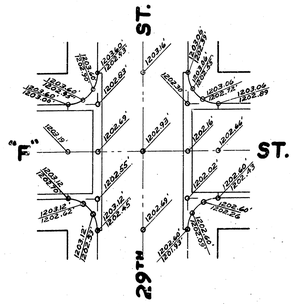

All work embodied on these plans shall be done in conformity with applicable provisions of Specifications No. 2126.